

# Instructions for Use

## ABRYSVO<sup>®</sup> recombinant respiratory syncytial virus pre-fusion F protein vaccine

The following information is intended for healthcare professionals only.

### Instructions for Use

ABRYSVO is intended for use in pregnant individuals and individuals 60 years of age and older. Please refer to the registered indications in the Product Information. ABRYSVO should be used in accordance with official recommendations.

ABRYSVO is for intramuscular injection only, preferably in the deltoid region of the upper arm.

ABRYSVO is not to be administered intravascularly, intradermally or subcutaneously.

Do not mix ABRYSVO with other vaccines/medicinal products in the same syringe.

ABRYSVO is for single use in one patient only. Discard any residue.

The lyophilised vaccine (powder) must be reconstituted only with the diluent provided using the vial adapter to form ABRYSVO.

Please review the Product Information before administering ABRYSVO.

### Preparation for Administration

#### Pack contents:

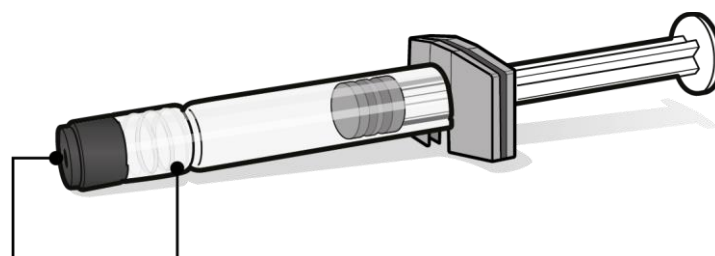
- Pre-filled syringe of diluent containing water for injections
- Vial containing powder for injection
- Vial adapter

No needles are included in the packs.

**Vial containing  
lyophilised  
RSVpreF vaccine**



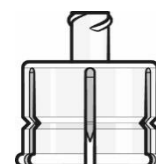
**Pre-filled syringe containing diluent**

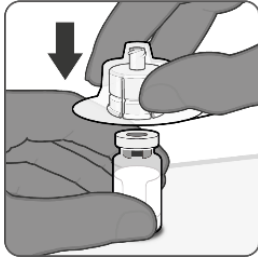


**Syringe cap**

**Luer lock adapter**

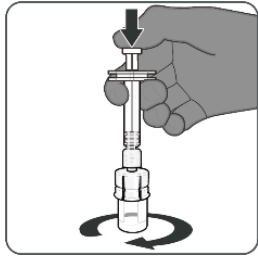
**Vial  
adapter**





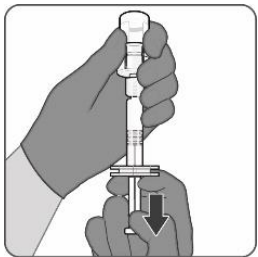
### Step 1. Attach vial adapter

- Peel off the top cover from the vial adapter packaging and remove the flip off cap from the vial.
- While keeping the vial adapter in its packaging, centre over the vial's stopper and connect with a straight downward push. Do not push the vial adapter in at an angle as it may result in leaking. Remove the packaging.



### Step 2. Reconstitute lyophilised vaccine component to form ABRYSSVO

- For all syringe assembly steps, hold the syringe only by the Luer lock adapter. This will prevent the Luer lock adapter from detaching during use.
- Twist to remove the syringe cap, then twist to connect the syringe to the vial adapter. Stop turning when you feel resistance.
- Inject the entire contents of the syringe into the vial. Hold the plunger rod down and gently swirl the vial until the powder is completely dissolved (less than 1 minute). Do not shake.



### Step 3. Withdraw reconstituted vaccine

- Invert the vial completely and slowly withdraw the entire contents into the syringe to ensure a 0.5 mL dose of ABRYSSVO.
- Twist to disconnect the syringe from the vial adapter.
- Attach a sterile needle suitable for intramuscular injection.

The prepared vaccine is a clear and colourless solution. Visually inspect the vaccine for large particulate matter and discolouration prior to administration. Do not use if large particulate matter or discolouration is found.

Scan the below code for further information.



Pfizer Australia Pty Ltd  
Sydney, Australia

® Registered trademark

This leaflet was last revised in April 2024.